

288

Total ZCTAs

58

High Risk ZCTAs

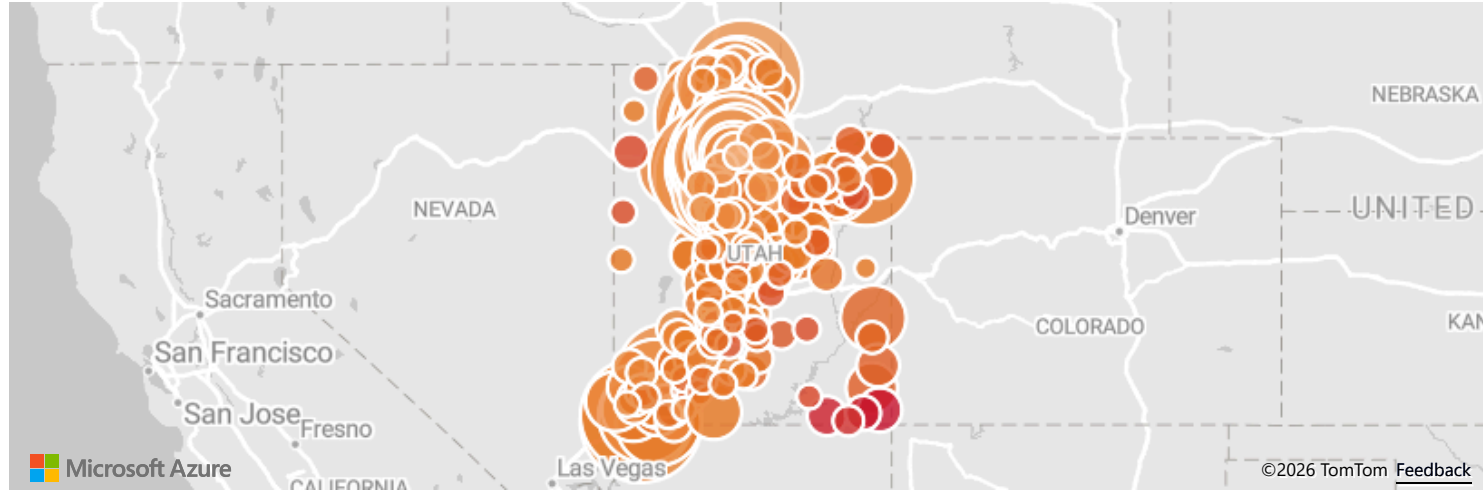
58K

Total High Risk Population

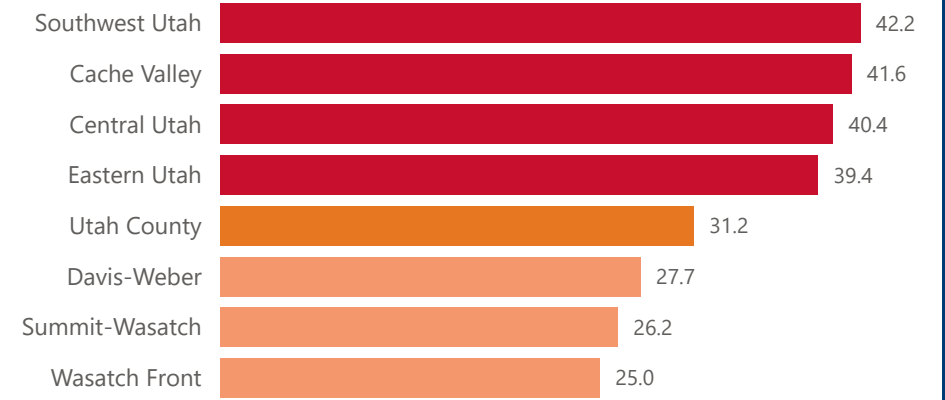
Physical Inactivity

#1 Risk Predictor

Avoidable ED Risk by ZCTA

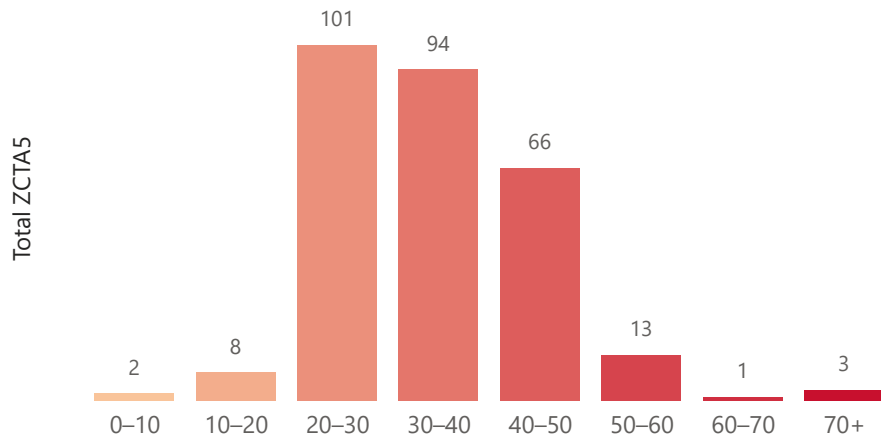


Average Risk by Region

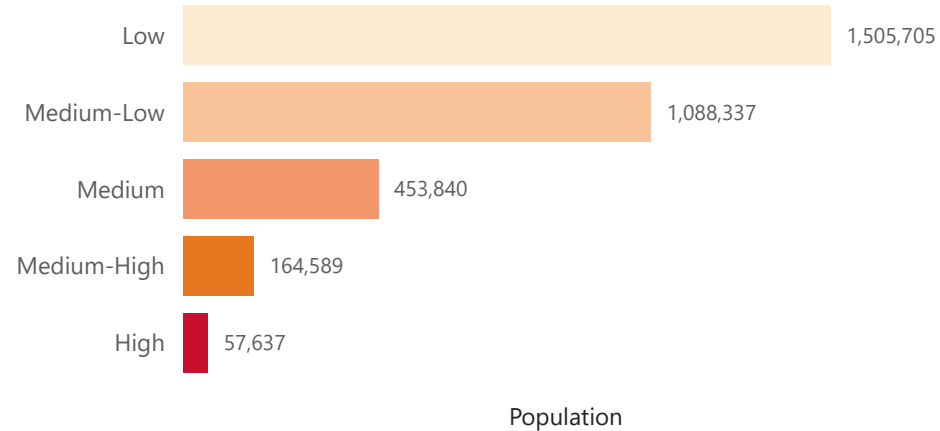


Average Risk Score

Risk Score Distribution



Population by Risk Tier



Key Highlights

Southwest Utah and the Navajo Nation corridor carry the highest avoidable ED burden - avg risk scores above 40, vs. 25 on the Wasatch Front.

58 ZCTAs (57,637 residents) fall in the top 20% risk tier. Most are rural, with an average distance of 64 miles to the nearest IH facility.

The majority of Utah's population (1.5M) sits in the Low tier - the high-risk group is small and targetable.

5

Tier 1 Count

Garfield Memorial Hospital

Top Priority Facility

46.3

Highest Risk Catchment

0.97

Model Fit (R^2)

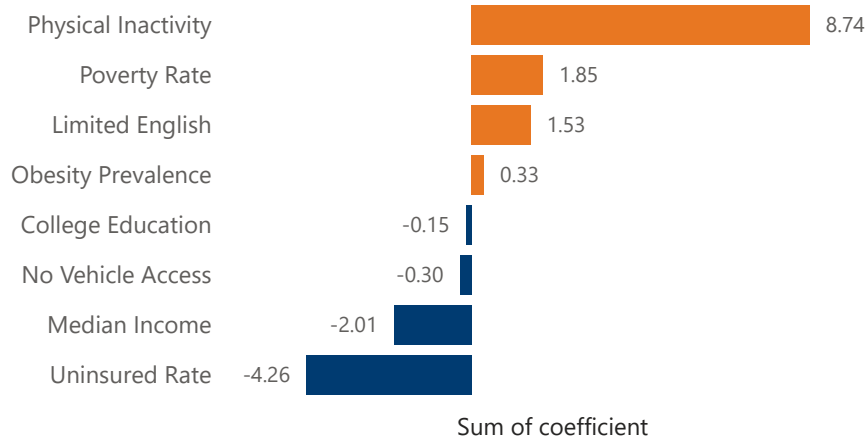
Facility Priority Rankings

Name	City	Priority Score	Tier	Catchment Pop	Avg Risk	High Risk ZCTAs	Bed Count
Garfield Memorial Hospital	Panguitch	0.76	Tier 1	30,397	46.28	12	15
Cassia Regional Hospital	Burley	0.73	Tier 1	315	45.62	1	25
Heber Valley Hospital	Heber City	0.64	Tier 1	98,106	33.87	16	19
Sevier Valley Hospital	Richfield	0.61	Tier 1	28,766	38.88	9	27
Sanpete Valley Hospital	Mt. Pleasant	0.56	Tier 1	71,852	38.87	9	18
Delta Community Medical Center	Delta	0.53	Tier 2	8,126	37.41	2	18
Cedar City Hospital	Cedar City	0.50	Tier 2	60,762	30.44	6	48
Dixie Regional Medical Center	St. George	0.46	Tier 2	177,285	34.44	1	245
Intermountain Medical Center	Murray	0.43	Tier 2	474,618	29.54	0	504
Fillmore Community Medical Center	Fillmore	0.43	Tier 2	8,618	38.32	0	15
Riverton Hospital	Riverton	0.34	Tier 3	359,781	22.80	2	92

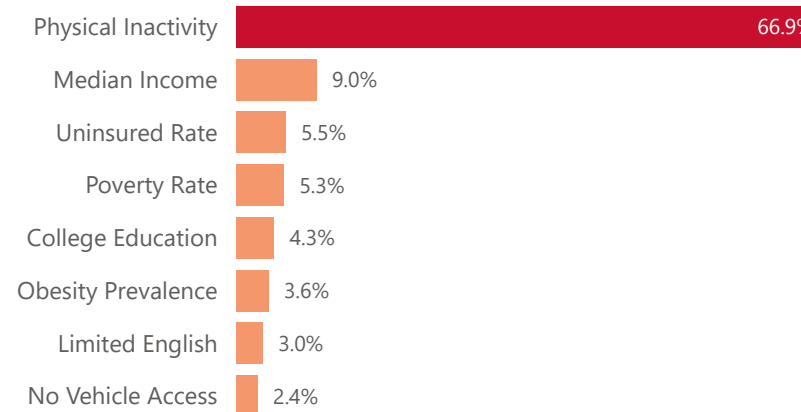
Key Findings

- Physical inactivity is the dominant predictor of avoidable ED risk — 66.9% of model weight. Chronic disease prevention programs should prioritize activity-based interventions.
- 58 ZCTAs (57,637 residents) fall in the top 20% risk tier. Most cluster in rural southern Utah and the Navajo Nation corridor.
- 5 facilities flagged for Tier 1 deployment: Garfield Memorial, Cassia Regional, Heber Valley, Sevier Valley, Sanpete Valley.

SDOH Impact on ED Risk (OLS Coefficients)



What Drives Avoidable ED Risk?



Recommendation

Deploy community health worker and telehealth programs at Tier 1 facilities first, targeting the 8 triple-threat ZCTAs that combine high risk, large population, and distance from care.

Created by:

Sam Johnston
sam.redd.johnston2@gmail.com